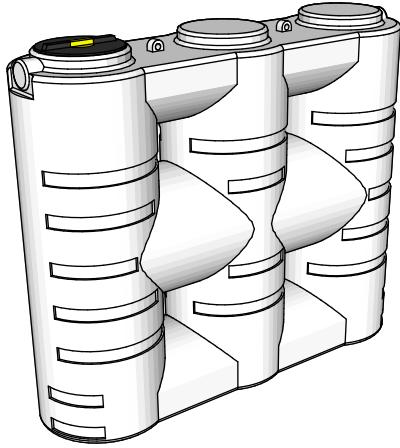
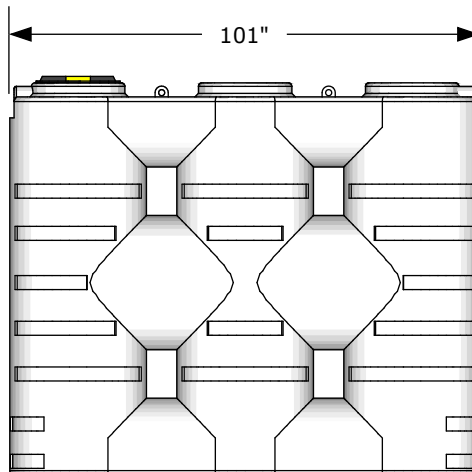
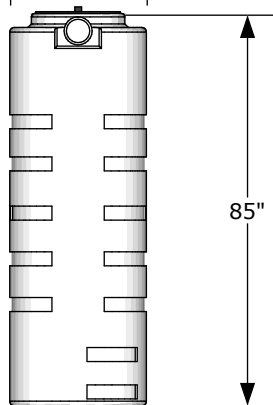
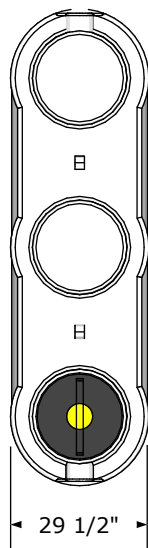


Slimline 660



- HEAVY DUTY, ONE-PIECE, SEAMLESS, POLYETHYLENE CONSTRUCTION
- IDEAL FOR USE WHEN A SMALL FOOTPRINT IS REQUIRED
- EXCELLENT RESISTANCE TO IMPACT AND COLD WEATHER STRESS
- WON'T CRACK, RUST OR CORRODE
- ULTRAVIOLET INHIBITORS PROVIDE PROTECTION AGAINST DETERIORATION FROM SUNLIGHT
- SUPERIOR CHEMICAL RESISTANCE AND COMPATIBILITY
- INTEGRALLY MOLDED IN LIFTING LUGS
- DIMENSIONS: 29 1/2" X 101" X 85" H
- CAPACITY: 660 IMP. GAL.
(3000 LITERS)



ZEEBEST PLASTICS

35 Calder Place, St. Albert, AB T8N 5A6
Ph: 780.447.5222 Fax: 780.455.9448
www.zeebest.com sales@zeebest.com