

INDUSTRIAL TANKS

OVER 50 YEARS OF MANUFACTURING
EXPERIENCE WITH SIX NATIONAL
MANUFACTURING LOCATIONS.



The Engineered Difference in Tanks
www.snydernet.com

THE ENGINEERED DIFFERENCE IN TANKS



When you weigh it all, Snyder has the most advantages in bulk storage, processing and transportation tanks:

Widest selection of sizes up to 16,500 gallons

Snyder offers a full range of product designs, including closed or open-top vertical tanks in flat or cone-bottom styles, horizontal, containment and a complete line of UN/DOT-approved intermediate bulk containers (IBCs).

50 years of manufacturing experience

Snyder's six major manufacturing locations, including the world's largest rotational molding facility, mold a variety of polyethylene materials including FDA and NSF 61 listed linear high-density (HDLPE) and cross-linked high-density (XLPE) resins.

Superior quality systems ensure safety

Snyder's commitment to quality starts with an uncompromising analysis of incoming raw materials. It continues throughout the completion of finished product assembly with the application of Statistical Process Control (SPC). Moreover, Snyder executes a final quality check with its industry-leading inspection program on products before shipment.

Proven tank design and engineering expertise

Snyder's large engineering staff is responsible for a multitude of polyethylene tank processes and design patents. Customized consulting services are available to ensure the right tank design and accessories. Resins are matched with a specific customer's application.

TABLE OF CONTENTS

Chemical Resistance	3
Vertical Tanks	4-5
Double Wall Tanks	6-7
Open Top & Containment Tanks	8
Horizontal Tanks	9
Open Top Tank Systems	10-11
Cone-Bottom Tanks	12
Tank Fittings & Accessories	13
Flexmaster	14
SUMO™	15

ALL DIMENSIONS AND CAPACITIES ARE NOMINAL AND SUBJECT TO CHANGE.
FOR DRAWINGS AND ADDITIONAL INFORMATION VISIT WWW.SNYDERNET.COM

CHEMICAL CHART



November 2009

CHEMICAL RESISTANCE RECOMMENDATIONS

Chemical	Concentration	Resin	Design Info	Fitting Material	Gasket Material	Bolt Material
Acetic Acid	60	HDLPE & XLPE	1.5/600	PP/PVC	EPDM	316SS/Hastelloy/Titan.
Acetic Acid	80	HDLPE	1.9/600	PP	EPDM	316SS/Hastelloy/Titan.
Acrylic Emulsions	50	XLPE	1.9/600	PVC	EPDM	316SS
Aluminum Sulfate	50	HDLPE & XLPE	1.5/600	PVC	EPDM	316SS**/Hastelloy/Titan.
Ammonium Sulfate	40	HDLPE & XLPE	1.5/600	PVC	EPDM	316SS**/Hastelloy/Titan.
Calcium Carbonate	Saturated	HDLPE & XLPE	1.9/600	PVC	EPDM	316SS
Calcium Chloride	40	HDLPE & XLPE	1.5/600	PVC	EPDM	316SS**/Hastelloy/Titan.
DEF (Diesel Exhaust Fluid)	32.5	HDLPE & XLPE	1.35/600	PP/PVC	EPDM	316SS
Deionized Water <5 Megohm		HDLPE & XLPE	1.5/600	PVC	EPDM	316SS
Deionized Water >5 Megohm		HDLPE & XLPE	1.5/600	PVC	EPDM	316SS
Ethyl Alcohol	100	HDLPE & XLPE	1.5/600	PVC	EPDM	316SS
Ethylene Glycol	100	HDLPE & XLPE	1.9/600	PVC	EPDM	316SS
Ferric Chloride	50	HDLPE & XLPE	1.9/600	PVC	EPDM	Hastelloy/Titan.
Ferric Sulfate	60	HDLPE & XLPE	1.9/600	PVC	EPDM	316SS**/Hastelloy/Titan.
Ferrous Chloride	Saturated	HDLPE & XLPE	1.9/600	PVC	EPDM	Hastelloy/Titan.
Ferrous Sulfate	20	HDLPE & XLPE	1.5/600	PVC	EPDM	Hastelloy
Hydrochloric Acid	37	HDLPE	1.9/600	PVC	Viton	Hastelloy
Hydrofluoric Acid	48	HDLPE	1.9/600	PP/PVC	Viton	Hastelloy
Hydrofluosilicic Acid	26	HDLPE/XLPE*	1.9/600	PP/PVC	Viton	Hastelloy
Hydrogen Peroxide	50	HDLPE	1.9/600	PVC	Viton	316SS/Hastelloy/Titan.
Isopropyl Alcohol	100	HDLPE & XLPE	1.5/600	PVC	EPDM	316SS
Magnesium Chloride	30	HDLPE & XLPE	1.5/600	PVC	EPDM	316SS**/Hastelloy/Titan.
Methyl Alcohol	100	HDLPE & XLPE	1.5/600	PVC	EPDM	316SS
Motor Oil	100	HDLPE & XLPE	1.9/600	316SS	Viton	316SS
Phosphoric Acid	85	HDLPE	1.9/600	PVC	Viton	316SS
Phosphoric Acid	50	HDLPE	1.9/600	PVC	Viton	316SS
Polymers (Deposition)		XLPE	1.5/600	PVC	EPDM	316SS
Potable Water		HDLPE	1.5/600	PVC	EPDM	316SS
Potassium Carbonate	50	HDLPE & XLPE	1.9/600	PVC	EPDM	316SS
Potassium Hydroxide	Saturated	HDLPE & XLPE	1.9/600	PVC	EPDM	316SS
Sodium Carbonate	30	HDLPE & XLPE	1.5/600	PVC	EPDM	316SS**/Hastelloy/Titan.
Sodium Carbonate	Saturated	HDLPE & XLPE	1.9/600	PVC	EPDM	316SS**/Hastelloy/Titan.
Sodium Hydroxide	50	HDLPE & XLPE	1.9/600	PVC	EPDM	316SS
Sodium Hypochlorite-in(Non-UV)	<16.5	HDLPE	1.9/600	PVC	Viton	Titanium
Sodium Hypochlorite-out (UV)	<16.5	HDLPE #880059	1.9/600	PVC	Viton	Titanium
Sodium Hypochlorite-out (UV)	<16.5	HDLPE Insulated	1.9/600	PVC	Viton	Titanium
Sodium Thiosulfate	40	HDLPE & XLPE	1.9/600	PVC	EPDM	316SS
Sulfuric Acid	98	HDLPE #880046*	1.9/600	CPVC	Viton	Hastelloy
Sulfuric Acid	93	HDLPE #880046*	1.9/600	CPVC	Viton	Hastelloy
Surfactants		XLPE	1.5/600	PVC	EPDM	316SS
Urea Solution	50	HDLPE & XLPE	1.35/600	PP/PVC	EPDM	316SS
Water w/Ozone up to 10 PPM		HDLPE & XLPE	1.5/600	PVC	EPDM	316SS

Note: Ambient Temperature.

Chart applies to Industrial ASTM designed tanks.

*Chemical may cause tank material to discolor.

** 316SS may pit upon drying. Not recommended for SUMOs.

High purity chemical applications are limited to natural tank color or special hot compounded resins.

For chemicals or chemical blends not listed on the above chart, please contact Snyder Industries.

VERTICAL TANKS

Part No.	Gallons	Brimful	Diameter	Height	Manway
153000N--	22	22	18"	23"	2"
154100N--	30	30	23"	23"	10"
1000101N--	35	35	22"	36"	6"
1540700N--	50	56	23"	38"	10"
568000N--	60	60	26"	40"	14"
155000N--	65	70	23"	46"	6"
569000N--	90	94	34"	36"	14"
801000N--	110	115	33"	41"	10"
570000N--	120	125	34"	50"	14"
1540200N--	120	120	32"	39"	10"
571000N--	150	155	34"	60"	14"
1540400N--	190	205	42"	47"	10"
572000N--	200	213	40"	56"	14"
154000N--	200	235	40"	48"	6"
1540300N--	200	200	36"	59"	10"
802000N--	200	215	33"	69"	10"
573000N--	250	260	40"	67"	14"
574000N--	275	285	47"	56"	14"
163000N--	300	300	35"	80"	18"
1630200N--	290	310	42"	59"	10"
1630100N--	300	300	36"	82"	10"
803000N--	300	315	33"	94"	10"
804000N--	300	318	46"	51"	10"
575000N--	330	342	47"	66"	14"
1630300N--	330	360	48"	55"	10"
576000N--	360	373	53"	56"	14"
174000N--	400	400	45"	62"	18"
577000N--	440	456	53"	67"	14"
578000N--	500	518	53"	74"	14"
1800300N--	500	525	48"	74"	18"
180000N--	550	550	48"	75"	18"
182000N--	550	580	64"	47"	18"
806000N--	550	580	64"	46"	18"
1700100N--	700	720	48"	99"	18"
1700200N--	710	710	60"	68"	18"
181000N--	850	850	48"	117"	18"
183100N--	1000	1100	60"	89"	18"
183000N--	1100	1140	64"	90"	18"
171000N--	1100	1150	86"	55"	18"
812000N--	1100	1150	86"	55"	18"



- Industrial (ASTM D-1998-06) and Commercial design standards available.
- Material options for a diverse range of application requirements:
 - High-density linear polyethylene (HDLPE) - black and natural white color - Complies with FDA Regulation 177.1520 and NSF standard 61.
 - Cross-linked, high-density polyethylene (XLPE) - black and natural white color.
 - Opaque white sodium hypochlorite resin #880059 up to 12,500 gallons for outdoor application.
 - Sulfuric acid HDLPE resin #880046 up to 15,000 gallons.
- Available with cable restraint systems that meet 150 mph wind load and IBC seismic requirements.
- Specific gravity ratings are based on the industry's most severe calculation.
- Standard specific gravity choices are 1.5 and 1.9, other ratings are available upon request.
- All materials are UV stabilized for long-term outdoor service.

Part No.	Gallons	Brimful	Diameter	Height	Manway
1830200N--	1200	1240	60"	109"	18"
1830400N--	1300	1400	72"	87"	18"
1840300N--	1400	1500	60"	128"	18"
177000N--	1500	1550	86"	72"	18"
8120100N--	1500	1550	86"	72"	18"
184000N--	1550	1600	64"	124"	18"
1780200N--	1900	1930	72"	119"	18"
830000N--	1900	1950	64"	147"	18"
5050300N--	2000	2000	96"	84"	18"
505000N--	2000	2300	90"	88"	18"
813000N--	2000	2100	90"	88"	18"
509000N--	2500	2600	90"	107"	18"
814000N--	2500	2600	90"	107"	18"

VERTICAL TANKS

Part No.	Gallons	Brimful	Diameter	Height	Manway
5090300N--	2500	2600	96"	98"	18"
8390000N--	2650	3000	102"	97"	18"
5130300N--	3000	3000	96"	111"	18"
5130000N--	3000	3150	90"	127"	18"
8160000N--	3000	3150	90"	127"	18"
7410000N--	3000	3200	102"	96"	18"
8190000N--	3650	4000	102"	126"	18"
5190000N--	3900	4100	90"	163"	18"
7421100N--	4000	4300	120"	104"	18"
7360000N--	4100	4200	102"	130"	18"
8200000N--	4100	4400	120"	100"	18"
5210000N--	4400	4600	90"	182"	18"
7420000N--	4500	4700	102"	142"	18"
7000400N--	4500	5300	143"	91"	18"
7000500N--	4600	5100	120"	116"	18"
8210000N--	4650	5000	102"	154"	18"
5480000N--	4900	5100	90"	202"	18"
1002100N--	5000	5100	102"	154"	18"
7020000N--	5500	5600	90"	221"	18"
7000000N--	5500	6000	120"	132"	18"
5250000N--	5600	6350	142"	102"	18"
7430000N--	6000	6300	102"	188"	18"
7140300N--	6000	6500	120"	145"	18"
8220000N--	6200	6300	120"	140"	18"
7140000N--	6500	7000	120"	153"	18"
5300400N--	6600	7100	120"	158"	18"
5300500N--	6600	7600	143"	123"	18"
5300000N--	7000	7700	142"	122"	18"
7440000N--	7500	7800	102"	234"	18"
5320300N--	8000	8875	143"	144"	18"
5300600N--	8000	8300	120"	186"	18"
7400000N--	8500	8950	120"	194"	18"
5360000N--	8750	9250	142"	143"	18"
7450000N--	9500	9900	120"	215"	18"
5330000N--	10,500	10,850	142"	169"	18"
5330300N--	10,500	10,850	143"	177"	18"
5350000N--	12,500	12,750	142"	198"	18"
5370000N--	15,000	15,250	142"	234"	18"
5380000N--	16,500	16,800	142"	257"	18"



Snyder's integrally molded-in bottom drain fitting, SUMO, provides maximum drainage for vertical bulk storage tanks 2000 Gal. and larger and is available as an option in diameter sizes up to 6" depending on tank size.



NARROW VERTICAL STORAGE TANKS



Narrow Vertical Storage Tanks feature:

- 18" manways for easy clean-out.
- Narrow 29" width designed to fit through 30" doorways.
- Fitting inset to protect against impact damage.

NARROW STORAGE TANKS			Length	Width	Height	Manway
1001600N--	300 NST	300	60"	29"	57"	18"
1001700N--	400 NST	400	60"	29"	71"	18"

ALL DIMENSIONS AND CAPACITIES ARE NOMINAL AND SUBJECT TO CHANGE.
FOR DRAWINGS AND ADDITIONAL INFORMATION VISIT WWW.SNYDERNET.COM

DOUBLE-WALL TANKS



Smaller dual-containment tanks provide added safety and environmental protection in more confined or remote storage locations. The advanced double-wall tank design is enclosed to prohibit foreign matter from entering the secondary containment tank, and a unique octagonal shape provides optimal spacing and sealing surface for the industry's most reliable transition fitting.

DUAL CONTAINMENTS-MINI-CAPTORS					
Part No.	Style	Gallons	Diameter	Height	Manway
1000200N--	DCT	35	22"	36"	6"
1000300N--	DCT	60	26"	41"	14"
5980000N--	DCT	120	34"	49"	14"
1000400N--	DCT	150	34"	60"	14"
1000500N--	DCT	275	47"	60"	14"
1000600N--	DCT	360	53"	60"	14"
1000800N--	DCT	500	53"	79"	14"

Enclosed Double-Wall Tank prevents foreign matter from entering outer containment tank.

Top Draw-Tube Assembly enables material contents to be safely dispensed from the top of the tank. (optional)

2" Vent provides vacuum relief for interior tank. (optional)

Available in XLPE and HDLPE resin packages.

Transition Fitting allows side safe installation and long-term sealing power through both walls of your dual containment tank. (optional)



Primary Tank is available in both closed and open-top tank designs.

Large Flat Surface Area provides ample space for a variety of fitting sizes and styles.

Two Tanks within one design provide double-wall protection.

Rib Reinforced Flat Top Design provides ample surface space for chemical feed pump mounting.

Narrow Diameter provides location versatility in that it can fit through most any doorway.

Secondary Containment Tank provides 120% of inner tank's capacity. Complies with CFR-264.193.

All Other Snyder Industrial Product Fittings and accessories are available wherever applicable.

Molded-in Forklift Channels available on DCT's sizes 275 gallon through 500 gallon.

DOUBLE-WALL TANKS



Snyder's revolutionary Captor Containment System is designed to alleviate the ever-changing environmental and safety concerns regarding bulk chemical storage and containment for the 21st century. Captor's unique tank-in-a-tank design enables users and specifiers to incorporate advanced performance and safety features on a bulk-handling system, which provides total containment protection. Captor's double-wall construction is completely enclosed so that external matter, such as dust, rain and snow is prevented

from collecting in the outer containment tank. Besides delivering unparalleled performance benefits, Captor Containment Systems also contribute to your company's bottom line by significantly reducing installation and procurement cost. Captors are shipped fully assembled on either a standard or wide-load flatbed trailer, which reduces comparable costs by an average of 35 percent.

CAPTOR CONTAINMENT SYSTEMS

Part No.	Gallons	Diameter	Height	Manway Diameter
5040000N--	550	76"	65"	18"
5470000N--	1100	76"	104"	18"
5490000N--	1550	76"	136"	18"
5570000N--	2000	102"	103"	18"
5580000N--	2500	102"	122"	18"
5590000N--	3000	102"	142"	18"
5600000N--	3500	102"	158"	18"
5610000N--	4000	102"	178"	18"
5620000N--	4500	102"	197"	18"
5630000N--	5000	102"	216"	18"
5660000N--	5500	120"	172"	18"
5670000N--	6500	120"	199"	18"
1006400N--	8700	142"	197"	18"
1006600N--	10,000	142"	226"	18"

U-vent Assemblies are available in a variety of sizes to relieve stress from vacuum or pressure.

Top Lifting Eyelets make tank unloading and site handling easier and safer.

Fill and/or Draw Pipe Assemblies can be installed to facilitate different material loading or unloading requirements. (optional)

U.F.O. (Unified Fitting Outlet) is uniquely designed to mechanically seal fitting outlet through both the inner and outer tank walls. Material unloading is easier and more cost effective than pumping contents from the top of the tank. (optional)

Flanged Outlets and other fitting designs can be securely fastened and sealed to many of the large flat areas located on the top section of the tank. (optional)

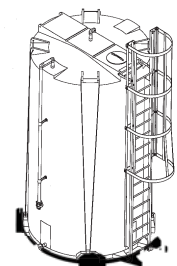
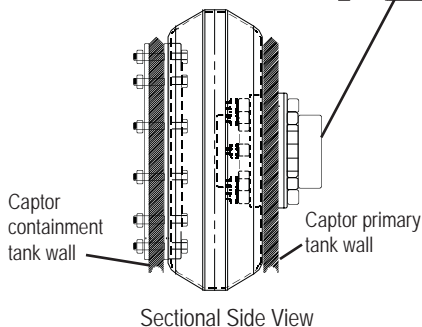
OSHA-Approved Ladders are available with and without cages in fiberglass and steel construction.

Bolted and Threaded Manways are available in sizes up to 24". Standard size is an 18" threaded manway.

Molded-In Tie-Down Lugs interface with optional cable restraint system to meet seismic zone 4 and 110 mph wind requirements.

Double-Wall Tank Construction encloses and interlocks outer and inner tank to prevent rain, snow, and debris from entering outer containment tank.

Outer Containment Tank provides 115-120% of inner tanks capacity for added safety factor. Complies with 40 CFR-264.193.



Tank-Saver Platform System adds mobility and versatility, and can extend tank life. Available on 102" Captor, and 102" single wall tanks.

OPEN TOP TANKS & CONTAINMENTS



Vertical open-top containment tank designs incorporate an inward top flange lip, which provides optimum container structural integrity.



Cylindrical open-top tanks can be utilized as primary process or mix tanks or for secondary containment of an inner tank. All open-top tanks are available in high-density linear polyethylene (HDLPE) – black and natural white color, which complies with FDA regulation 177.1520 and NSF standard 61, as well as cross-linked, high-density polyethylene (XLPE) – black and natural white color.

VERTICAL OPEN TOP

Part No.	Style	Gallons	Diameter	Height
1550200N--	VOT	175	42"	30"
1550300N--	VOT	290	42"	47"
1540600N--	VOT	345	48"	46"
1540500N--	VOT	500	48"	65"
1370200N--	VOT	650	60"	58"
527000N--	VOT	700	64"	54"
1370300N--	VOT	775	72"	44"
1370400N--	VOT	975	60"	80"
5400000N--	VOT	1000	64"	80"
5420000N--	VOT	1250	86"	55"
5030100N--	VOT	1350	72"	76"
1370600N--	VOT	1450	60"	120"
5030500N--	VOT	1550	96"	51"
5920000N--	VOT	1800	86"	76"
5030200N--	VOT	1850	72"	109"
5030300N--	VOT	1900	96"	62"
5940000N--	VOT	2500	102"	76"
5030400N--	VOT	2500	96"	78"
5030600N--	VOT	2600	120"	65"
5070200N--	VOT	2850	96"	90"
5950000N--	VOT	3600	102"	108"
5220100N--	VOT	4000	120"	83"
5230100N--	VOT	4900	143"	72"
5960000N--	VOT	5800	120"	125"
5220200N--	VOT	6100	120"	126"
5970000N--	VOT	6900	120"	146"
5230200N--	VOT	7100	143"	103"

USED OIL COLLECTION TANKS



- Unique tank-in-a-tank containment system provides 120% containment of tanks contents.
- Primary tank is black, Secondary containment tank is safety yellow.
- Complies with the latest EPA standards for waste oil storage containers CFR 40- 279.22.
- 2" top draw quick-connect drain coupling
- 12" hinged lockable manway for indoor or outdoor security.
- Debris strainer basket.
- Optional Tank Level Indicator.
- Maintenance free, won't rust, chip or dent.
- Vented, weather resistant design.
- Made from 100% recyclable polyethylene
- 120, 150, 275, 360 and 500 gallon sizes available.

Part No.	Gallons	Diameter	Height	Optional Level Gauges
5980000N89102	120	34"	49"	35900105
1000400N89102	150	34"	60"	35900104
1000500N89102	275	47"	60"	35900103
1000600N89102	360	53"	60"	35900103
1000800N89102	500	53"	79"	35900102



12" hinged lockable manway for indoor or outdoor security



Debris Strainer basket



2" top draw quick connect drain coupling with internal suction pipe.



Optional tank level indicator.

HORIZONTAL TANKS



- Skids, saddles, cradles and side mounts for a wide range of stationary storage or mobile liquid transport applications.
- Material options for a diverse range of application requirements:
 - High-density linear polyethylene (HDLPE) - black and natural white color-Complies with FDA Regulation 177.1520 and NSF standard 61.
 - Cross-linked, high-density polyethylene (XLPE) - black and natural white color.
 - Opaque white sodium hypochlorite resin #880059 (available on HLT's up to 525 gallons) for outdoor application.
 - Sulfuric acid resin #880046 (available on HLT's up to 525 gallons).
- Low-profile designs increase safety factors.
- Available in a wide variety of styles, 25 - 3,400 gallons.
- Horizontal products are available in specific gravities up to 1.9.
- All materials are UV stabilized for long-term outdoor service.



HORIZONTAL LEG TANKS

Part No.	Gallons	Diameter	Length	Height	Manway
1080000N--	30	23"	20"	26"	6"
1060000N--	60	23"	39"	26"	6"
1120000N--	125	30"	49"	35"	10"
1280000N--	230	38"	52"	43"	10"
1320100N--	300	38"	68"	44"	10"
1320000N--	300	38"	72"	43"	10"
1400100N--	500	49"	72"	55"	18"
1400000N--	525	48"	75"	53"	10"
1360000N--	730	54"	80"	58"	10"
1300000N--	750	46"	117"	48"	18"
1420000N--	1000	46"	154"	48"	18"
1440000N--	1025	48"	139"	50"	18"
8440000N--	1600	56"	158"	60"	24"
1000700N--	1650	71"	142"	55"	18"
1460000N--	1685	62"	159"	62"	18"
1002300N--	2000	84"	142"	55"	18"
7510000N--	2000	62"	160"	70"	18"
8470000N--	2600	82"	155"	70"	24"
7500000N--	3000	92"	142"	76"	18"
7520000N--	3400	82"	155"	86"	24"

Note: Hoops required on horizontal leg tanks 730 gallons and above.

SPECIALTY TANKS

Part No.	Style	Gallons	Length	Width	Height	Manway
1020000N--	L&G	8	12"	16"	15"	6"
1040000N--	L&G	12	12"	16"	19"	6"
1100000N--	SADDLE	15	14"	32"	13"	6"
1140000N--	SADDLE	25	18"	36"	16"	6"
1600000N--	PICKUP	150	54"	37"	26"	10"
1620000N--	PICKUP	300	64"	38"	33"	10"
1650000N--	PICKUP	450	64"		48"	10"

RECTANGULAR (PCO)

Part No.	Gallons	Length	Width	Height	Manway
1090000N-43	30	25"	19"	22"	6"
1170000N-43	50	38"	20"	22"	6"
1200000N-43	100	38"	30"	31"	10"
1570000N-43	150	48"	36"	29"	10"
1660000N-43	200	49"	37"	39"	10"
1720000N-43	325	69"	38"	37"	18"

ALL DIMENSIONS AND CAPACITIES ARE NOMINAL AND SUBJECT TO CHANGE.
FOR DRAWINGS AND ADDITIONAL INFORMATION VISIT WWW.SNYDERNET.COM

OPEN TOP TANKS SYSTEMS



Open-top tanks come equipped with a standard lid cover and molded-in gallon/liter indicators. Standard lids incorporate unique rib designs to better support top-fitting installations.

OPEN TOP TANKS FLAT BOTTOM				
Part No.	Gallons	Diameter	Height	Lid Opening
10001VOT--	30	18"	31"	22"
56800VOT--	55	22"	37"	26"
56900VOT--	90	30"	36"	34"
57000VOT--	120	30"	47"	34"
57100VOT--	150	30"	57"	34"
57200VOT--	200	36"	53"	40"
57300VOT--	250	36"	65"	40"
57400VOT--	275	42"	53"	47"
57500VOT--	330	42"	63"	47"
57600VOT--	360	48"	53"	53"
57700VOT--	440	48"	64"	53"
57800VOT--	500	48"	72"	53"

TANK STANDS		
Part No.	Stand	Nominal Bottom Clearance
1370000N--	22" Dia.	12"
1370001N--	22" Dia.	18"
1690000N--	30" Dia.	12"
1690001N--	30" Dia.	18"
1730000N--	36" Dia.	12"
1730001N--	36" Dia.	18"
1750000N--	42" Dia.	12"
1750001N--	42" Dia.	18"
1760000N--	48" Dia.	12"
1760001N--	48" Dia.	18"



OPEN TOP TANKS "TOTAL DRAIN" BOTTOM				
Part No.	Gallons	Height w/12" stand	Height w/18" stand	Dia.w/stand
57900VOT--	55	52"	58"	34"
58000VOT--	90	52"	58"	42"
58100VOT--	120	63"	69"	42"
58200VOT--	150	73"	79"	42"
58300VOT--	200	70"	76"	48"
58400VOT--	250	81"	87"	48"
58500VOT--	275	71"	77"	54"
58600VOT--	330	80"	86"	54"
58700VOT--	360	72"	78"	60"
58800VOT--	440	82"	88"	60"
58900VOT--	500	90"	96"	60"

OPEN TOP TANKS SYSTEMS

Mixer Mount Assembly enables a wide variety of mixers to be attached and incorporated into batch tank system service capabilities. (optional)

100% HDLPE Material Construction complies with FDA Regulation 177.1520 and National Sanitation Foundation (NSF) standard 61.

Top Stiffening Ribs provide additional strength to help support top-fitting installations.

Outward Top Tank Flange Design provides optimum rigidity and strength.

Flat and Total Drain Bottom Tank Configurations are designed to interface with respective tank stands.

Fitting Options including welded, bolted or bulkhead types of fittings.



Hinged Lid Design

Superior all plastic hinge provides more reliable service and greater protection from dust and debris. Bolted and sealed lids also available. (optional)

Molded in Gallon and Liter Markers provide permanent gallonage indication for the life of the tank.

Unique Stand Leg Design provides strength and accessibility for forklift handling when tanks are full and empty with appropriate restraint banding. Also can be permanently mounted to the floor for long-term installations.

Heavy-Duty Plastic Stand Design is corrosion proof and available for both flat and total drain bottom tank configurations; stands elevate tanks 12" to 18" off the floor for fitting and piping clearance. (optional)

CLOSED TOP TANK "TOTAL DRAIN" SYSTEMS

CLOSED TOP TANKS "TOTAL DRAIN" BOTTOM W/PLASTIC STANDS

Part No.	Gallons	Height	Diameter	Top	Lid	O.D.	Height w/12" stand	Height w/18" stand
5790000N--	55	42"	26"	Flat	14"	34"	55"	61"
5800000N--	90	41"	34"	Flat	14"	42"	55"	61"
5810000N--	120	51"	34"	Flat	14"	42"	66"	72"
5820000N--	150	62"	34"	Flat	14"	42"	76"	82"
5830000N--	200	58"	40"	Flat	14"	48"	72"	78"
1540000N--	200	54"	40"	Domed	6"	54"	66"	72"
5840000N--	250	70"	40"	Flat	14"	48"	84"	90"
5850000N--	275	60"	47"	Flat	14"	54"	73"	79"
5860000N--	330	69"	47"	Flat	14"	54"	83"	89"
5870000N--	360	60"	53"	Flat	14"	60"	74"	80"
5880000N--	440	71"	53"	Flat	14"	60"	85"	91"
5890000N--	500	79"	53"	Flat	14"	60"	93"	99"
1800000N--	550	86"	48"	Domed	18"	60"	94"	100"
1810000N--	850	126"	48"	Domed	18"	60"	136"	N/A



Minimize waste and improve tank clean-out efficiencies with Snyder's total drain bottom tank designs. Total drainage can be achieved through both

welded fitting (open top only) and mechanically fastened bottom fitting arrangements.

CONE BOTTOM TANKS



- Available in 30, 45 and 60-degree slopes, sizes range from 15-13,000 gallons.
- Material options for a diverse range of application requirements.
 - High-density linear polyethylene (HDLPE) - black and natural white color - Complies with FDA Regulation 177.1520 and NSF standard 61.
 - Cross-linked, high-density polyethylene (XLPE) - black and natural white color
- Available with cable restraint system that meets 150 mph wind load and IBC seismic requirements.
- Specific gravity ratings are based on the industry's most severe calculation.
- Standard specific gravity choices are 1.5 and 1.9, other ratings are available upon request. Maximum operating temperature is 100° F.
- All materials are UV stabilized for long-term outdoor service.

Part No.	Gallons	Diameter	Cone Degree	Height in Stand	Manway
1520000N--	15	17"	45	38"	17"
1850000N--	17	19"	60	34"	8"
1580000N--	35	30"	30	34"	10"
1560000N--	65	30"	30	41"	10"
6070000N--	110	30"	30	56"	10"
*1560400N--	225	48"	30	54"	18"
*1560500N--	325	48"	30	66"	18"
1560300N--	475	60"	30	70"	18"
1880100N--	500	60"	45	63"	18"
6190000N--	500	64"	45	80"	18"
1890000N--	1000	86"	30	83"	10"
5000000N--	1000	64"	45	120"	18"
8310000N--	1250	95"	30	91"	18"
1900000N--	1400	86"	30	94"	10"
5010000N--	1500	64"	45	158"	18"
8330000N--	1600	95"	30	95"	18"
1910000N--	1650	86"	30	110"	10"
5070000N--	2000	90"	30	125"	18"
5110000N--	2500	90"	30	148"	18"
8350000N--	2500	95"	30	125"	18"
5100000N--	2600	90"	45	160"	18"
5150000N--	3000	90"	30	167"	18"
8360000N--	3000	95"	30	141"	18"
5440000N--	3900	90"	30	203"	18"
5180000N--	4100	90"	45	216"	18"
5200000N--	4400	90"	30	222"	18"
7040000N--	5500	90"	30	255"	18"
5280000N--	6000	142"	30	159"	18"
7180000N--	6500	90"	30	296"	18"
5320000N--	7400	142"	30	179"	18"
5340000N--	11,500	142"	30	238"	18"
7490000N--	13,000	142"	30	259"	18"



Smaller cone bottom tanks are ideal for small mix or batch applications.

*Tank comes complete with poly stand only.



Large cone bottom tanks ranging in sizes from 2,500 to 13,000 gallons, are used to store and deliver up to 10,000 cubic ft. of bulk resins at a processing plant.

TANK FITTINGS & ACCESSORIES



Ladders & Seismic Restraint Systems

OSHA compliant ladders are available with and without cages in fiberglass and steel construction. Cable restraint systems are available that meet 150 mph wind load and IBC seismic requirements.



Variety of Manways

A wide variety of manways are available from 8" to 24" size in threaded vented styles, 12" to 24" in hinged styles, and 14" to 24" in bolted and sealed "vapor tight" styles.



Liquid Level Assemblies

Liquid levels can be monitored more closely with external sight gauges and ultrasonic level sensors.



Insulation and Heat Tracing

A heating element and thermostat can be installed to allow regulation of temperature. In temperature sensitive applications, Snyder tanks can be insulated with rigid urethane foam. The insulation carries an R-16 rating and has a chemical and weather resistant acrylic latex mastic coating.



Flexmaster

A uniquely designed flexible tank connection that allows a tank's sidewall to move freely, substantially reducing stress at fitting locations resulting in longer, trouble free tank installations.



Threaded Bulkhead Fittings

Economical and easy to use, bulkhead fittings can be useful for top dome connections and side-wall connections and on smaller tanks. Available in PVC, CPVC, PP, and PE.



Double Flanged Fittings with PE Encapsulated Bolts

Increase corrosion resistance without jeopardizing bolted fitting strength by utilizing Snyder's encapsulated bolted fittings which ensure no metals come in contact with interior liquids. Available with PVC, CPVC, or PP flanges and with 316 SS, Titanium or Hastelloy encapsulated bolts.



Sii Stainless Steel Bolted Fittings

For maximum sealing power and fitting strength, Snyder specially cast, 316 stainless steel fitting to provide long-term durability and leak resistance.

FLEXMASTER™



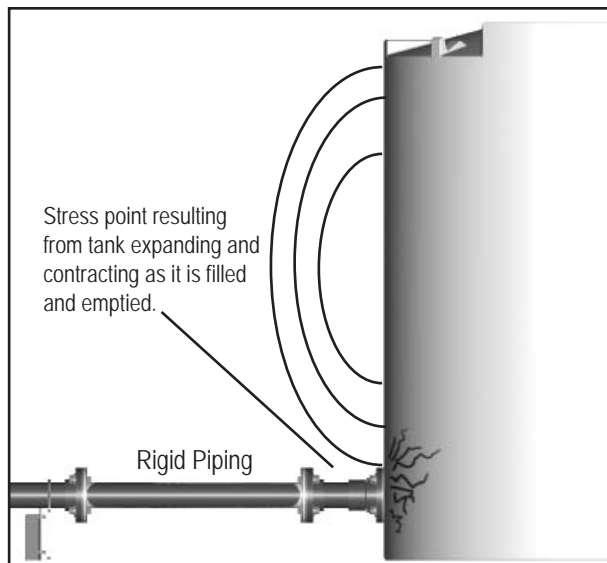
Patent 7,195,284

In recent years, a variety of expansion joint products have been utilized to help alleviate the stress generated at the tank and piping interface points. While some of these products can be an expensive alternative in steel tank installations, none provide the degree of expansion required in a plastic tank, which is why Snyder engineering has been compelled to develop a solution to this age-old problem.

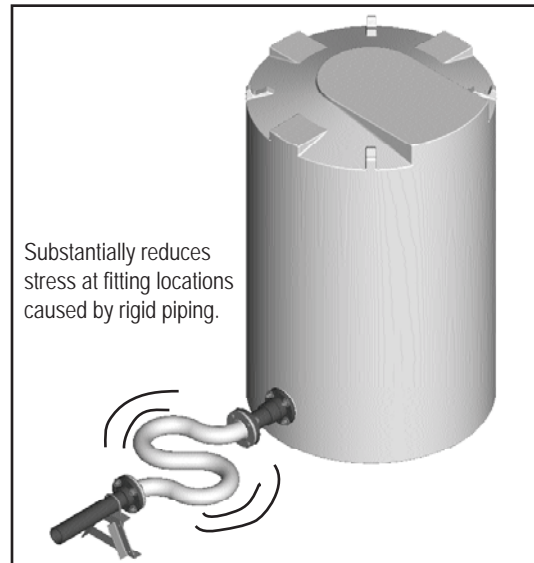
The Flexmaster™ is a uniquely designed flexible tank connection that allows a tank's sidewall to move freely, which substantially reduces stress at fitting locations, resulting in longer, trouble free tank installations.



FLEXMASTER	
Part No.	Description
5390100N95401	2" Flange Connector Assembly - HDLPE
5390100N99601	2" Flange Connector Assembly - XLPE
5390000N95401	3" Flange Connector Assembly - HDLPE
5390000N99601	3" Flange Connector Assembly - XLPE



It's a well known fact within the tank manufacturing industry that the majority of all tank failures occur at a fitting location. This is because, the rigidity of a tank's plumbing connection apparatus typically does not allow the tank sidewall to expand and contract adequately, which creates a stress point that ultimately becomes the cause of failure at some stage within a tanks useful life.




Bottom Line, Flexmaster will increase the useful life of your company's tanks while reducing the risk of premature tank failures, which will ultimately result in more profits.

Flexmaster is constructed of the same polyethylene resin as the tank, which guarantees superior chemical resistance at a lower cost than traditional expansion joints.

SUMO™

Snyder Industries' unique molded drain fitting, the SUMO™, has been developed from knowledge accumulated from over 50 years of rotationally molding polyethylene tanks. The SUMO™ was designed to help ensure maximum liquid drainage from vertical bulk storage tanks.

The Sumo's™ encapsulated insert allows for modification free attachment to two, three, four, and six inch ANSI pipe sizes, and can be located at 90 degree locations around the base of most of our tanks.



Snyder is able to encapsulate either a stainless steel, hastelloy, or titanium insert into the wall of the tank. This encapsulated insert is then sealed off from the liquid contents of the tank by the two O-rings that are installed on a specially machined male adapter.

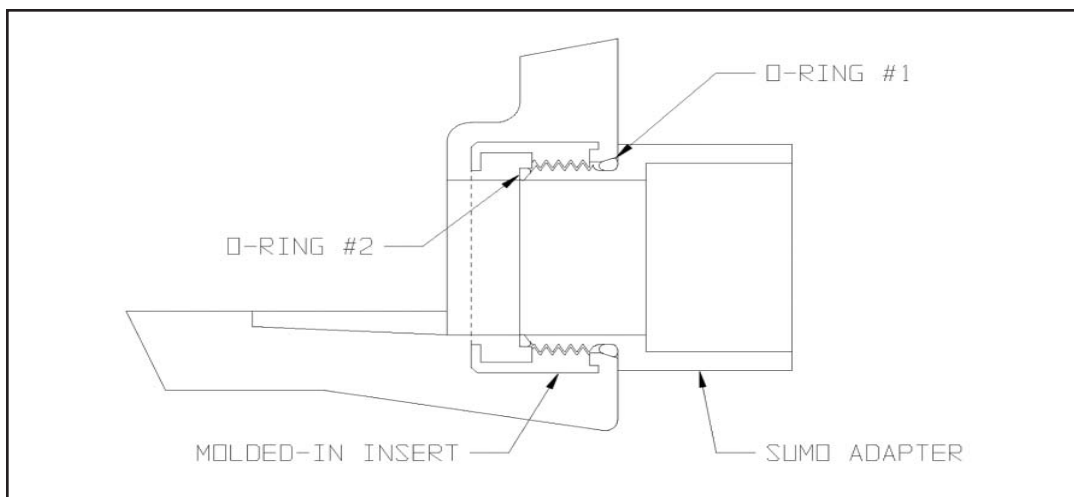
The SUMO™ provides a metal reinforcement completely isolated from any chemical attack.

Maximum tank drainage results from the SUMO™ being molded at the knuckle radius of the tank.

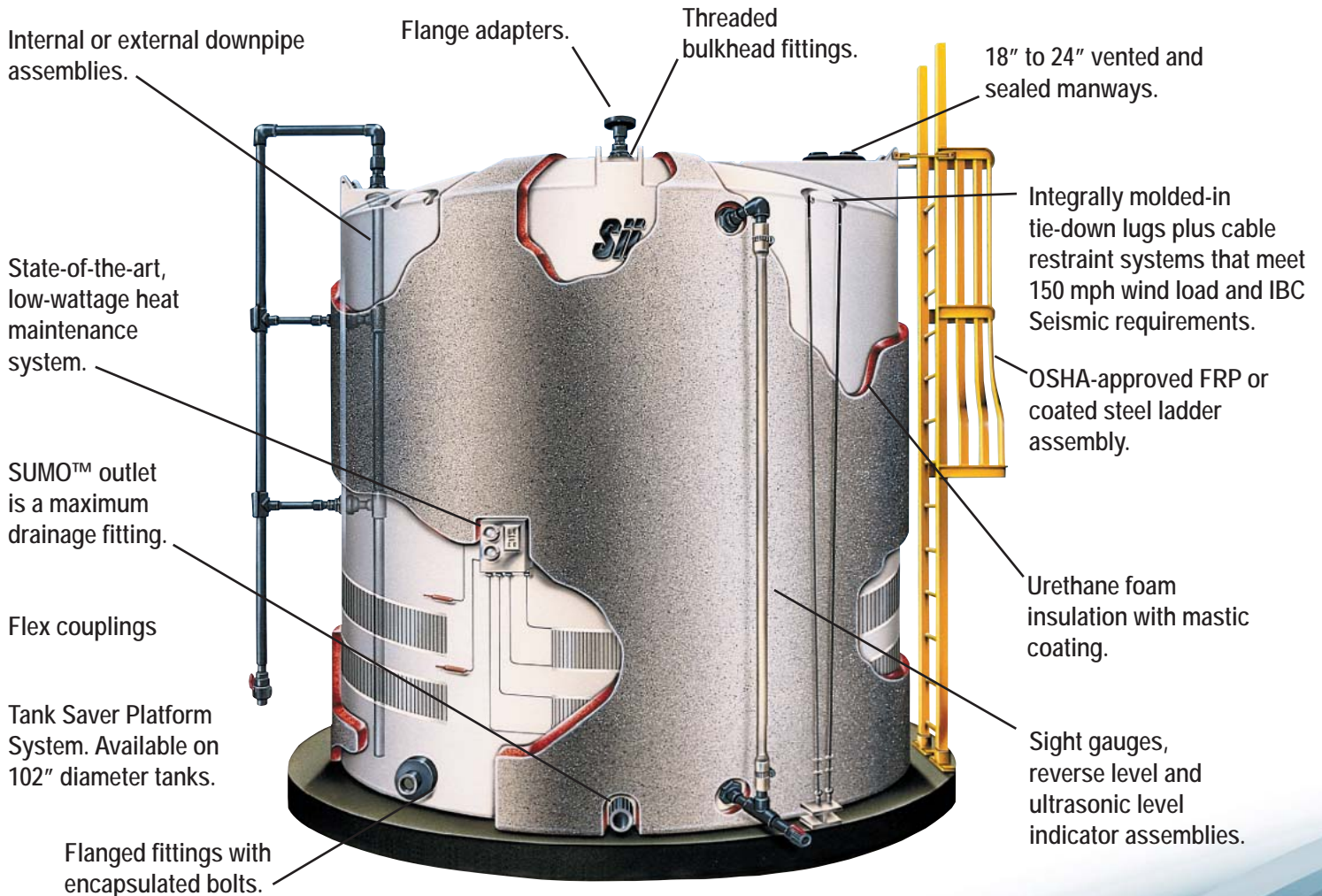
Maximum Drainage: Using standard bulkhead fittings as outlets for vertical storage tanks can leave as much as 9" of liquid in the bottom of the tank. This means the tank is keeping your product, and your money. The SUMO™ provides maximum drainage so the product gets to your customer. It also helps reduce unscheduled maintenance downtime due to build up of sediment.

Ease of Installation: Because SUMO™ is molded into the tank, pipe and fitting assembly is also easier with no secondary siphon tube assembly required.

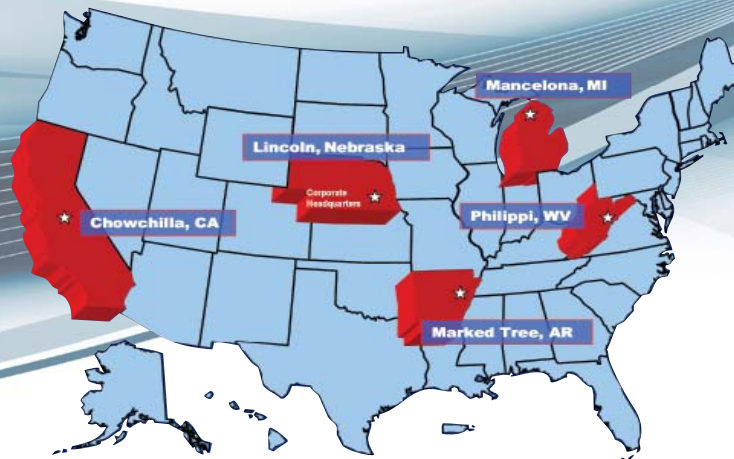
Longer Tank Life: With other polyethylene tank "full drainage" outlets, additional flange connections are required. With the SUMO™ you eliminate this cost by piping directly into it. A molded-in outlet also reduces the stress on the tank caused by cutting and bolting. This means you'll save even more money since your tank will last longer. More importantly, you avoid having resin that is not fully cured in the area of the tank that is most stressed. And, if the SUMO™ fitting is damaged for any reason, it can be repaired. This further extends your tank life.



SNYDER TANK SYSTEMS



Designs based upon application,
chemical concentration and temperature.



Certified to NSF/ANSI 61

P.O. Box 4583 • Lincoln, Nebraska 68504 • 402-467-5221 • FAX: 402-465-1220
www.snydernet.com • sales@snydernet.com

Other manufacturing locations: Marked Tree, Arkansas • Chowchilla, California • Philippi, West Virginia • Mancelona, MI
Printed 01/2010