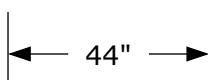
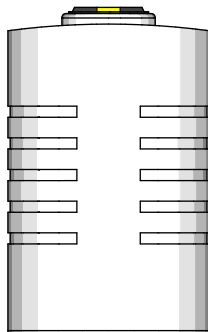
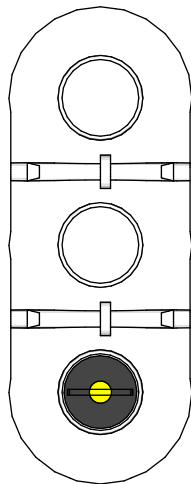
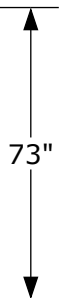

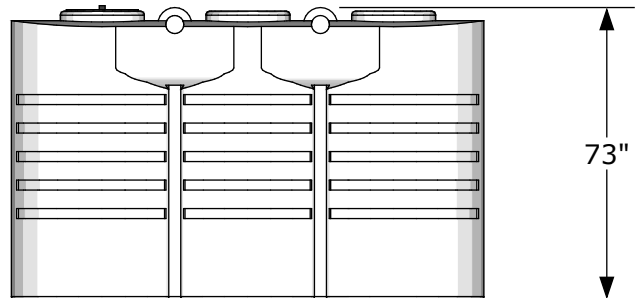


Slimline 1100



- HEAVY DUTY, ONE-PIECE, SEAMLESS, POLYETHYLENE CONSTRUCTION
- IDEAL FOR USE WHEN A SMALL FOOTPRINT IS REQUIRED
- EXCELLENT RESISTANCE TO IMPACT AND COLD WEATHER STRESS
- WON'T CRACK, RUST OR CORRODE
- ULTRAVIOLET INHIBITORS PROVIDE PROTECTION AGAINST DETERIORATION FROM SUNLIGHT
- SUPERIOR CHEMICAL RESISTANCE AND COMPATIBILITY
- INTEGRALLY MOLDED IN LIFTING LUGS
- C/W STEEL FRAME
- DIMENSIONS: 44" X 118" X 73" H
- CAPACITY: 1100 IMP. GAL.
(5000 LITERS)



35 Calder Place, St. Albert, AB T8N 5A6
Ph: 780.447.5222 Fax: 780.455.9448
www.zeebest.com sales@zeebest.com